

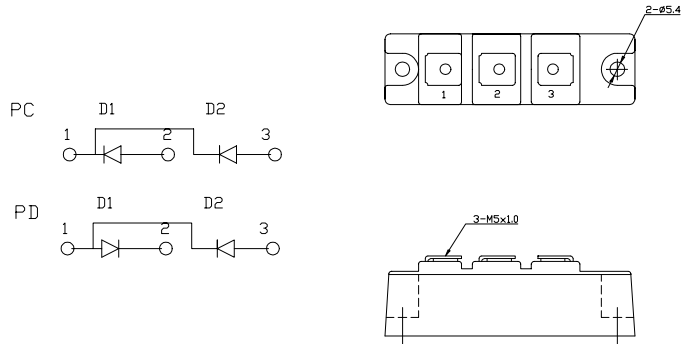
DIODE MODULE 30A/800V

PC308
PD308
FEATURES

- * Isolated Base
- * Dual Diodes Cathode Common and Cascaded Circuit
- * High Surge Capability
- * UL Recognized, File No. E187184

TYPICAL APPLICATIONS

- * Rectified For General Use

OUTLINE DRAWING

Maximum Ratings

Approx Net Weight:155g

Parameter	Symbol	Type / Grade	Unit
		PC308 / PD308	
Repetitive Peak Reverse Voltage *1	V_{RRM}	800	V
Non Repetitive Peak Reverse Voltage *1	V_{RSM}	960	

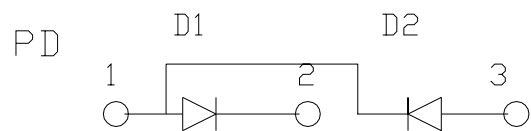
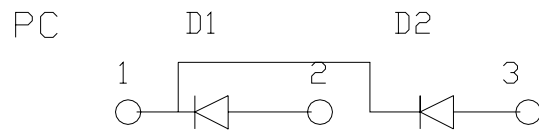
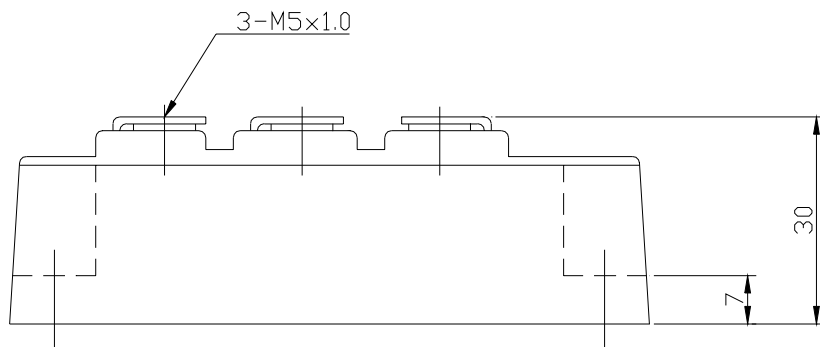
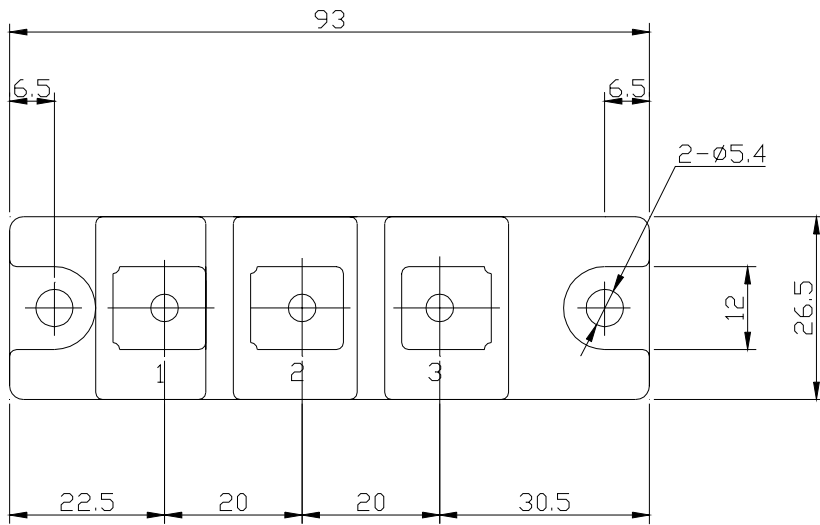
Parameter	Symbol	Conditions	Max Rated Value	Unit
Average Rectified Output Current *1	$I_{O(AV)}$	50Hz Half Sine Wave condition $T_c=125^{\circ}C$	30	A
RMS Forward Current *1	$I_{F(RMS)}$		47	A
Surge Forward Current *1	I_{FSM}	50 Hz Half Sine Wave, 1Pulse Non-repetitive	600	A
I Squared t *1	I^2t	2msec to 10msec	1800	A^2s
Operating Junction Temperature Range	T_{jw}		-40 to +150	$^{\circ}C$
Storage Temperature Range	T_{stg}		-40 to +125	$^{\circ}C$
Isolation Voltage	V_{iso}	Base Plate to Terminals, AC1min	2000	V
Mounting torque	Case mounting	F_{tor}	M5 Screw	N.m
	Terminals		M5 Screw	

Electrical • Thermal Characteristics

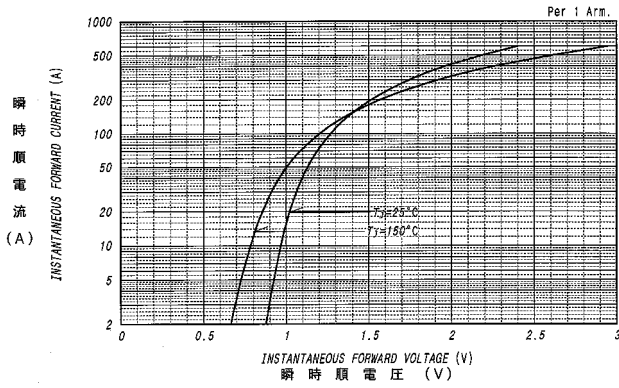
Characteristics	Symbol	Test Conditions	Max.	Unit
Peak Reverse Current *1	I_{RM}	$V_{RM}= V_{RRM}, T_j= 150^{\circ}C$	10	mA
Peak Forward Voltage *1	V_{FM}	$I_{FM}= 90A, T_j=25^{\circ}C$	1.25	V
Thermal Resistance *1	$R_{th(j-c)}$	Junction to Case	0.7	$^{\circ}C/W$
	$R_{th(c-f)}$	Base Plate to Heat Sink with Thermal Compound	0.2	

*1: Value Per 1Arm

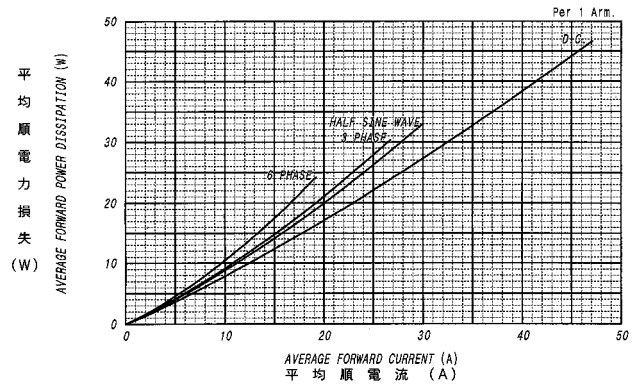
PC/PD308 OUTLINE DRAWING (Dimensions in mm)



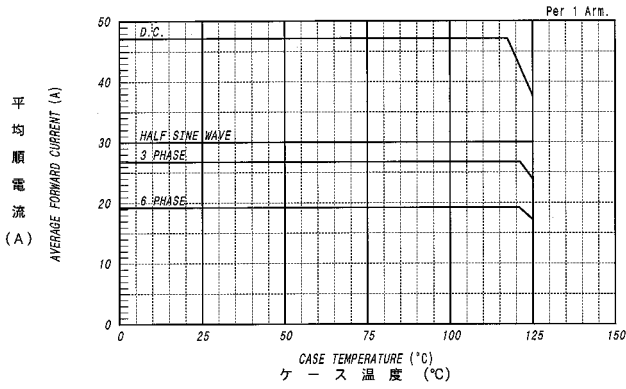
順電圧特性
FORWARD CURRENT VS. VOLTAGE



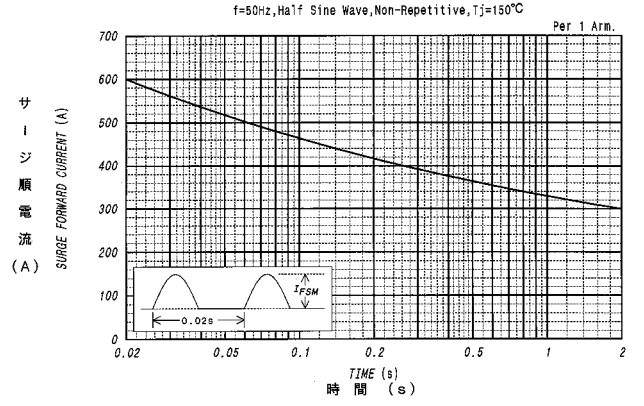
平均順電力損失特性
AVERAGE FORWARD POWER DISSIPATION



平均順電流 - ケース温度定格
AVERAGE FORWARD CURRENT VS. CASE TEMPERATURE



サージ順電流定格
SURGE CURRENT RATINGS



過渡熱抵抗特性
MAXIMUM TRANSIENT THERMAL IMPEDANCE
Junction to Case

